



SF CHEN BROTHERS

**PVC
Waterstop**

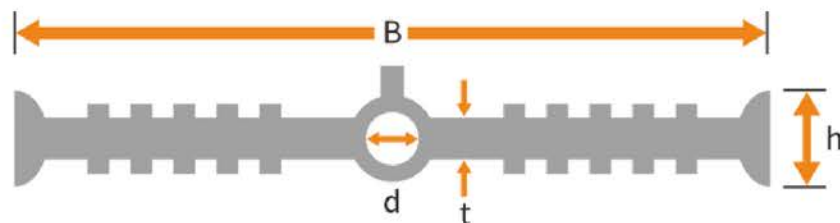
Since its establishment in 1987, we have served customers around the world for 30 years. We have an experienced R&D technical team and a highly productive management department. We continue to innovate products, optimize manufacturing processes and quality control as our purpose to make our products meet customer requirements. In addition, it can be closer to everyone's living environment and bring consumers a convenient and comfortable environment. Environmental protection and sustainable development are the primary direction of an enterprise.

Upholding the goal of being environmentally friendly, all management operations are directed towards the goals of preventing pollution, reducing waste, and saving resources. Since its establishment, it has continued to develop and innovate, trying to meet the real needs of customers with better services, more advanced manufacturing processes, better quality, and more environmentally friendly materials in the industry.





PVC Waterstop

The current stock types are A1, A2, A3, A4, B1, B2, B3, C1, E1, E2, E3, and are under continuous development.

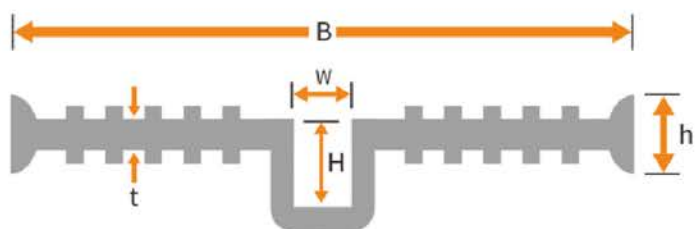
Demand models can be ordered and manufactured according to engineering needs.



Unit : mm

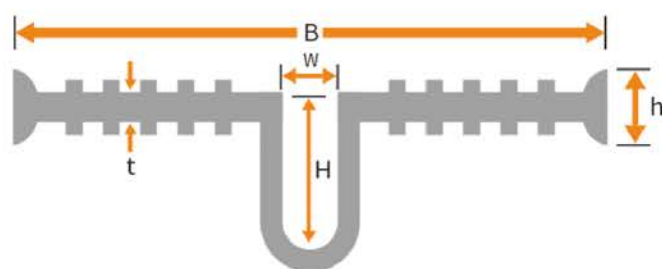
Type	Spec.	Width(B)	Thickness(t)	h	d	Key no.	Weight (kg/m)
 WS-A1	150 X 4	150 ± 4.5	4.0 ± 0.5	10 or over	10 ± 2	4 or over	1.0
 WS-A2	150 X 9	150 ± 4.0	9.0 ± 0.9	16 or over	10 ± 2	8 or over	2.2
 WS-A3	220 X 9	220 ± 5.0	9.0 ± 0.9	16 or over	18 ± 2	10 or over	3.1
 WS-A4	225 X 4	225 ± 6.5	4.0 ± 0.5	10 or over	10 ± 2	10 or over	1.4
WS-A5	320 X 7	320 ± 9.5	7.0 ± 0.7	12 or over	12 ± 2	8 or over	4.1
WS-A6	400 X 8	400 ± 12.0	8.0 ± 0.8	16 or over	18 ± 2	10 or over	5.0
WS-A7	240 X 5	240 ± 7.0	5.0 ± 0.5	12 or over	10 ± 2	10 or over	1.8
WS-A8	225 X 8	225 ± 6.5	8.0 ± 0.8	16 or over	12 ± 2	10 or over	2.9
WS-A9	155 X 11	155 ± 4.0	11 ± 1.0	20 or over	16 ± 2	6 or over	2.4




WS-B1

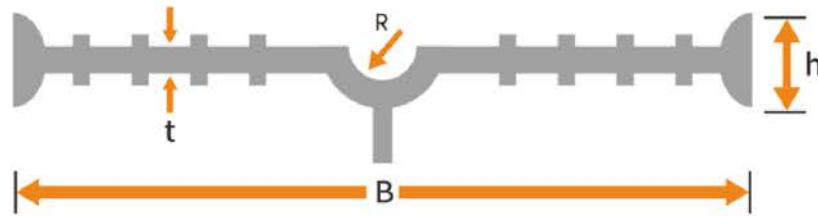


WS-B2

WS-B3



Type	Spec.	Width(B)	Thickness(t)	Reference		h	Key no.	Weight (kg/m)
				W	H			
 WS-B1	225 X 4	225 ± 6.5	4.0 ± 0.5	18	20	10 or over	10 or over	1.5
 WS-B2	230 X 7.5	230 ± 7.0	7.5 ± 0.7	20	52	22 or over	10 or over	3.6
 WS-B3	125 X 5	125 ± 4.0	5.0 ± 0.5	20	40	20 or over	6 or over	1.6



Unit : mm

Type	Spec.	Width(B)	Thickness(t)	Reference(R)	h	Key no.	Weight (kg/m)
✓ WS-C1	220 X 4	220 ± 6.5	4.0 ± 0.5	10 or over	10 or over	8 or over	1.4
WS-C2	250 X 6	250 ± 7.5	6.0 ± 0.6	10 or over	14 or over	8 or over	2.4
WS-C3	290 X 6	290 ± 8.5	6.0 ± 0.6	12 or over	14 or over	8 or over	2.9
WS-C4	200 X 6	200 ± 6.0	6.0 ± 0.6	10 or over	12 or over	8 or over	1.5

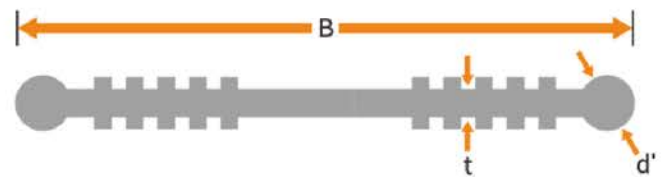
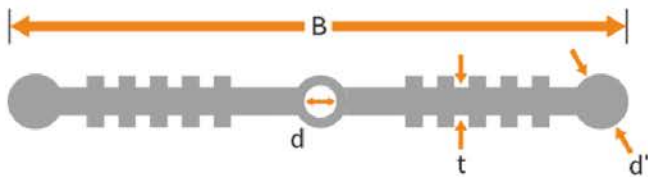
WS-E1

WS-E2

WS-E3

WS-E4

WS-E5

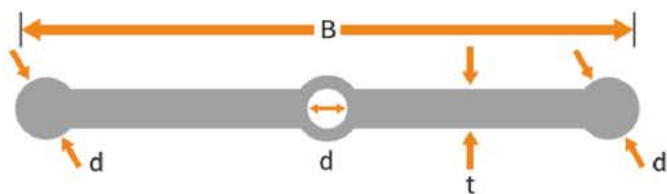


Type	Spec.	Width(B)	Thickness(t)	d	d'	Key no.	Weight (kg/m)
✓ WS-E1	150 X 9	150 ± 4.0	9.0 ± 0.9	19 ± 2.0	16 or over	6 or over	2.5
✓ WS-E2	230 X 9	230 ± 7.0	9.0 ± 0.9	12 ± 2.0	16 or over	10 or over	3.4
✓ WS-E3	150 X 9	150 ± 4.0	9.0 ± 0.9	-	16 or over	6 or over	2.1
WS-E4	230 X 9	230 ± 7.0	9.0 ± 0.9	-	16 or over	10 or over	3.1
WS-E5	250 X 11	250 ± 7.5	11 ± 1.0	-	16 or over	5 or over	3.9

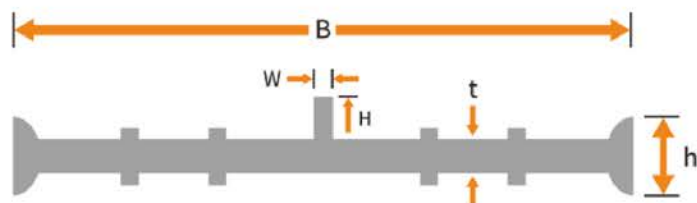


Other types can be manufactured separately according to the needs of the project

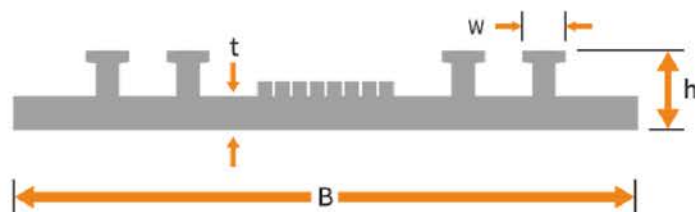
Unit : mm



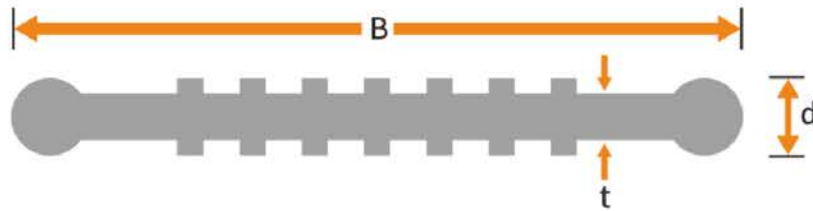
Type	Spec.	Width(B)	Thickness(t)	d	Weight (kg/m)
WS-F	152 X 9	152 ± 4.0	9.0 ± 0.9	19 ± 2	2.75



Type	Spec.	Width(B)	Thickness(t)	Reference		h	Key no.	Weight (kg/m)
				W	H			
WS-G1	150 X 9	152 ± 4.0	9.0 ± 0.9	3 or over	9 or over	15 or over	4 or over	2.1
WS-G2	200 X 9	200 ± 5.0	9.0 ± 0.9	3 or over	3 or over	15 or over	4 or over	3.0

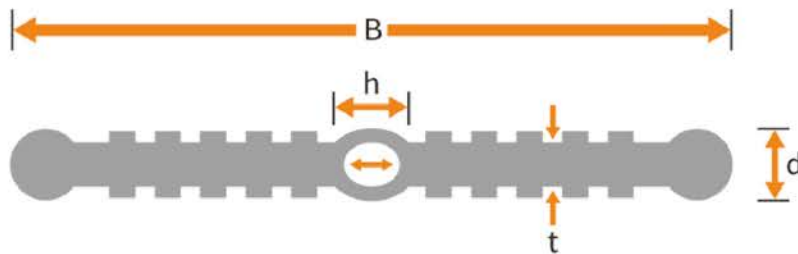


Type	Spec.	Width(B)	Thickness(t)	Height of key	Width of key	Weight (kg/m)
WS-J1	240 X 5	240 ± 7.0	5.0 ± 0.5	20 or over	15 or over	2.3
WS-J2	320 X 5	320 ± 20	5.0 ± 0.5	20 or over	15 or over	2.9
WS-J3	350 X 9	350 ± 10	9.0 ± 0.9	48 or over	19 or over	7.2



Unit : mm

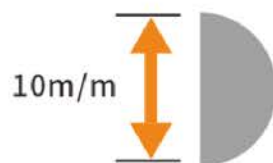
Type	Spec.	Width(B)	Thickness(t)	d	Weight (kg/m)
RM-E	165 X 4	165 ± 10	4.0 ± 0.5	12	7.0



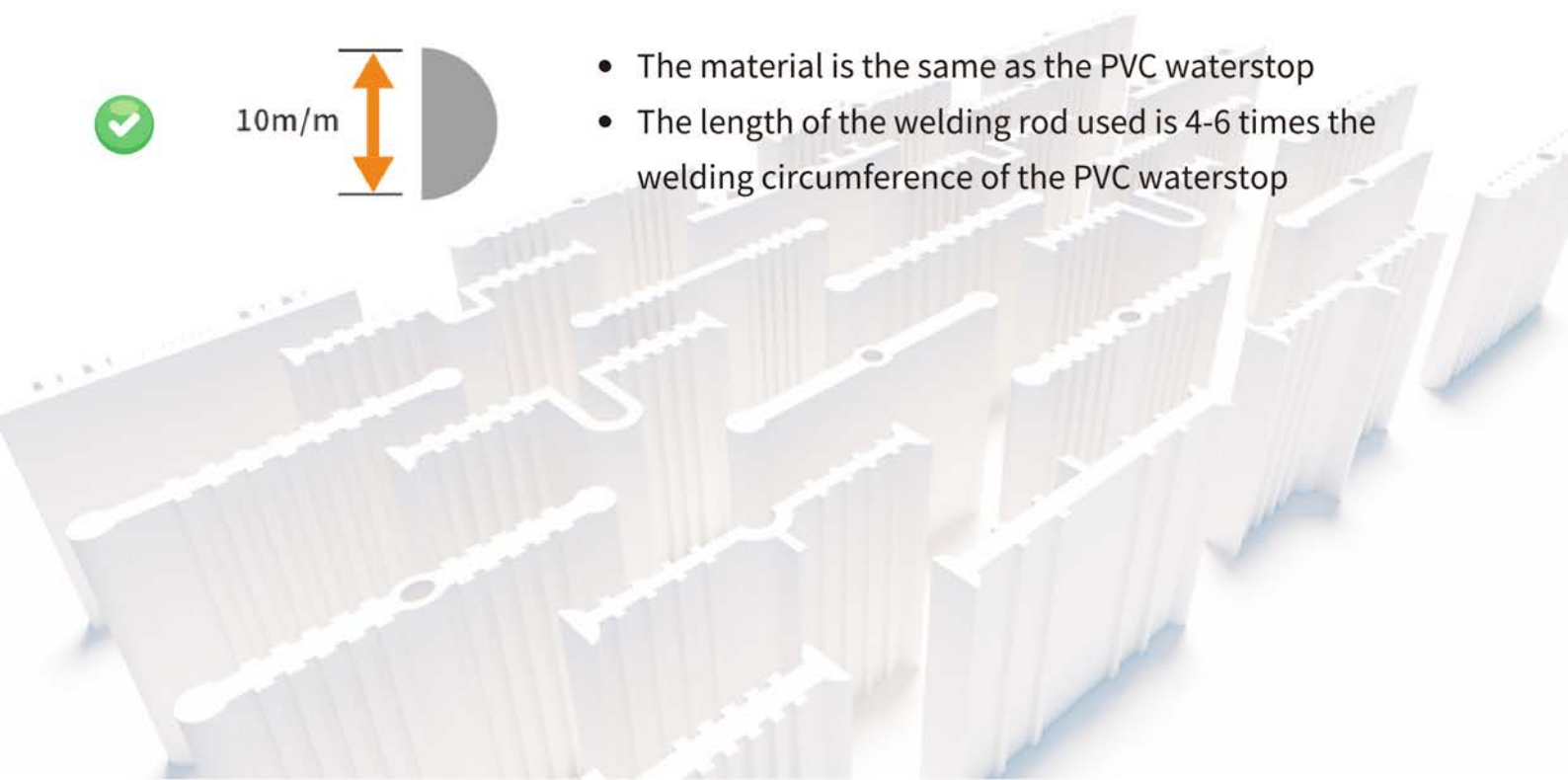
Type	Spec.	Width(B)	Thickness(t)	w	h	Weight (kg/m)
RM-L	205 X 4	205 ± 10	4.0 ± 0.5	12	14	10



10m/m Half circular welding rod



- The material is the same as the PVC waterstop
- The length of the welding rod used is 4-6 times the welding circumference of the PVC waterstop



CNS 3896

Item		Unit	Standard	
Gravity		-	< 1.40	
Direct tensile strength		kgf/cm ²	> 120	
Direct elongation ratio		%	> 250	
Hardness (Shore A)		-	> 70	
Shear Strength		kgf/cm ²	> 100	
Ageing test	Tensile Strength maintenance	%	> 90	
	Elongation maintenance	%	> 90	
	Weight maintenance	%	within ± 10	
Chemical Resistance	Lye	Tensile Strength variation	%	within ± 20
		Elongation variation	%	within ± 20
		Weight maintenance	%	within ± 5
	Brine	Tensile Strength variation	%	within ± 10
		Elongation variation	%	within ± 10
		Weight maintenance	%	within ± 2

Note: For shear strength test, the test piece is obtained by pressing the finished product (thickness about 2mm)

ASTM

Item		Unit	Testing method	Standard
Material Properties	Gravity	-	ASTM D792	> 1.35
	Tensile strength	Psi	ASTMD412	> 2000
	Elongation ratio	%	ASTMD412	> 300
	Hardness (Shore A)	-	ASTMD2240	75 \pm 5
	Shear Strength	Psi	ASTMD732	> 1400
	Test on weatherability	°C	ASTMD746	< 20°C
	Ageing test	Tensile Strength maintenance	%	ASTMD412
Elongation maintenance		%	ASTMD412	> 90
Material Properties	Tensile Strength variation	%	ASTMD412	> 1700
	Elongation variation	%	ASTMD412	> 250

Note: The welding strength should be 80% of original specification when the construction of the water stop joint in normal situation.



新澧企業股份有限公司
Singform Enterprise Co., Ltd.



No. 21, Machouhouyuanqu 2nd Rd., Lucao
Township, Chiayi County 611001, Taiwan (R.O.C.)
TEL: +886-5-379-7622
FAX: +886-5-370-0405
E-mail: singform@sf68.com.tw